



See You Out There



# Tank 300

GO WITH MORE

# Tank 300. See You Out There.

<b>Contents</b>	<b>Page 1</b>
<b>Introduction</b>	<b>Page 2</b>
<b>Design</b>	<b>Page 6</b>
<b>Performance</b>	<b>Page 8</b>
<b>Technology</b>	<b>Page 12</b>
<b>Safety</b>	<b>Page 14</b>
<b>Hybrid</b>	<b>Page 18</b>
<b>Colour</b>	<b>Page 20</b>
<b>Dimensions</b>	<b>Page 22</b>
<b>Specifications</b>	<b>Page 24</b>



# Say hello to GWM.



**GWM is a world-renowned vehicle manufacturer capable of designing and producing SUVs, utes and powertrains simultaneously. At GWM, everything we do is grounded in our corporate philosophy: ‘improving little by little every day.’ From building world-class research and development systems, which enable continuous innovation, to following the ‘excessive investment’ principle, which drives industry leadership, we relentlessly put our philosophy into practice. With nearly 8 million sales to date, in more than 170 countries (and counting), we are the No. 1 SUV brand in the world’s largest market and have been for the past 9 years. Our brand vision is to pioneer global mobility solutions, which use innovative technology to deliver a more pleasurable driving experience. Through innovation and global collaboration, we continue to improve our vehicles’ reliability, safety, performance, design and technology.**



# Part luxury vehicle. Part 4x4. All Tank.



Introducing the first perfectly constructed luxury vehicle and rugged off roader. Finally, a true 4x4 wrapped in a world of comfort and superior technology without compromise.





On the outside, the Tank 300 is designed with crushing 4x4 good looks, muscular frame and impressive 18" Chrome Alloy Wheels\*. Climb inside however, and you'll discover a world of pure luxury with its European designed cabin and soft, supple full grain faux Nappa leather accented seats\*. Depending on the model, the heating and cooled front seats will help you cope with any climate. And the 8-way adjustable driver's seat\*, combined with the cockpit-inspired Aviation gear lever, will reignite your passion for driving as you set off on every adventure.

# Rugged good looks. Soft, supple interior.


\*Ultra variant only





**9 speakers Infinity soundsystem\***

*\*Ultra variant only*



**Aviation gear shifter**



**Microfibre Faux Leather Steering Wheel**





*Purposefully designed centre console*



*8-Way Power Driver Seat Adjustment\**

*\*Ultra variant only*



*Wireless charging port\**

*\*Ultra variant only*



# Purebred performance.



Powered by a responsive 2.0 litre turbo four-cylinder petrol engine with an electric motor, delivering 255kW and 648Nm of torque\*, the Tank 300 will outperform just about anything in its class. Thanks to the all-terrain control system with 9 driving modes\*, it will go anywhere you point it. And after years of intensive innovation and development, GWM's independently designed Dedicated Hybrid Technology (DHT) is now an all-round master in high-efficiency, high-performance hybrid solutions.

\*Hybrid variants only



Powered by a responsive 2.0 litre turbo four-cylinder petrol engine with an electric motor, delivering 255kW\*.

\*Hybrid variants only





Overseas model shown.

# Advanced technology for driving enjoyment.

The Tank 300 contains all the tech you need for pure driving pleasure. For starters, the large crystal clear 12.3 inch colour touchscreen lets you easily experience all your infotainment on demand. The Infinity® 9-speaker sound system\* provides incredible audio quality whatever your playlist. And the wireless charging\* station means you'll never run out of phone battery inside your vehicle again. Plus, depending on the model, the driver seat memory and massage feature will keep you comfortable and relaxed each and every drive.

\*Ultra variants only






# Built to the safest standards.



ANCAP Safety test



ANCAP Safety test

This incredibly rugged and luxurious 4x4 is also unbelievably safe. Having achieved the highest possible 5 star safety rating by ANCAP, the Tank 300 comes with a comprehensive suite of safety systems designed to protect you and others on the road. Advanced safety features including Intelligent Adaptive Cruise Control, Rear Collision Warning, Lane Keep Assist and Traffic Sign Recognition, all combine to give you peace of mind knowing that GWM is looking out for you and everyone else around you every time you drive.



# Protection from every angle.



The vehicle's smart active and passive safety technology including a 360-view camera, Auto Emergency Braking, Rear Cross Traffic Assist with Braking, Lane Departure Warning and Blind Spot Detection, will let you know who or what's in front, behind and either side of you every time you take the Tank 300 out for a drive.

# GWM Care

GWM Care Every GWM comes with GWM Care. It begins from the moment you take delivery of your vehicle and continues long into the future. Wherever the road leads, you can rest assured knowing that your GWM will be kept at its best for many years to come.

**8** Year Unlimited  
KM Battery Pack  
Warranty

**7** Year  
Unlimited KM  
Warranty

**5** Year  
Roadside  
Assist

**5** Year  
Capped Price  
Servicing





# Driven by a new energy.

GWM's Dedicated Hybrid Technology (DHT) is at the core of the entire electrification roadmap. Each highly integrated, multi-mode petrol-electric hybrid engine comes with a powerful Lithium-Ion battery providing greater performance, increased efficiency and minimal noise. Perfect for urban driving and off-road cruising, the multi-mode hybrid transmission delivers incredibly smooth, responsive take-offs and superior acceleration when you need it, all the while saving on fuel. Backed by advanced technology and safety, the Tank 300 knows no limits.





GWM vehicles are available in a range of stunning contemporary colours.



*Standard Colour*



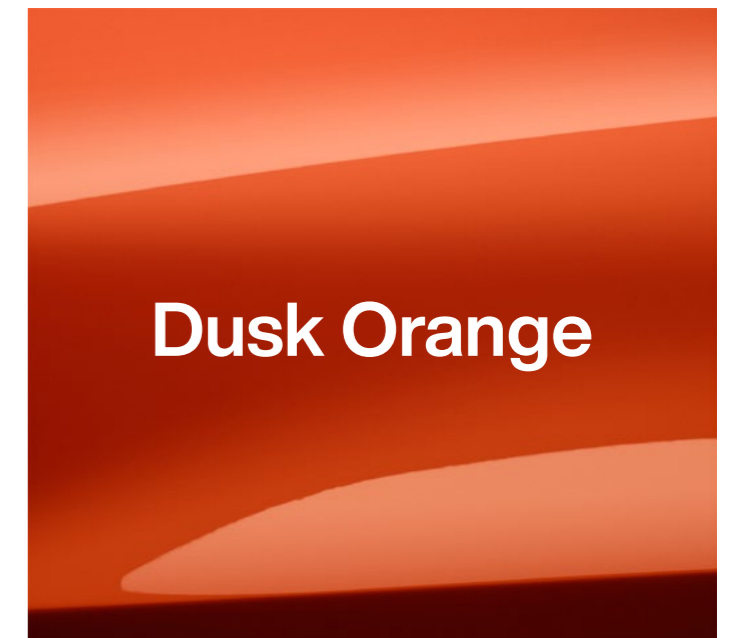
*Premium Colour (+\$595)*



*Premium Colour (+\$595)*



*Premium Colour (+\$595)*


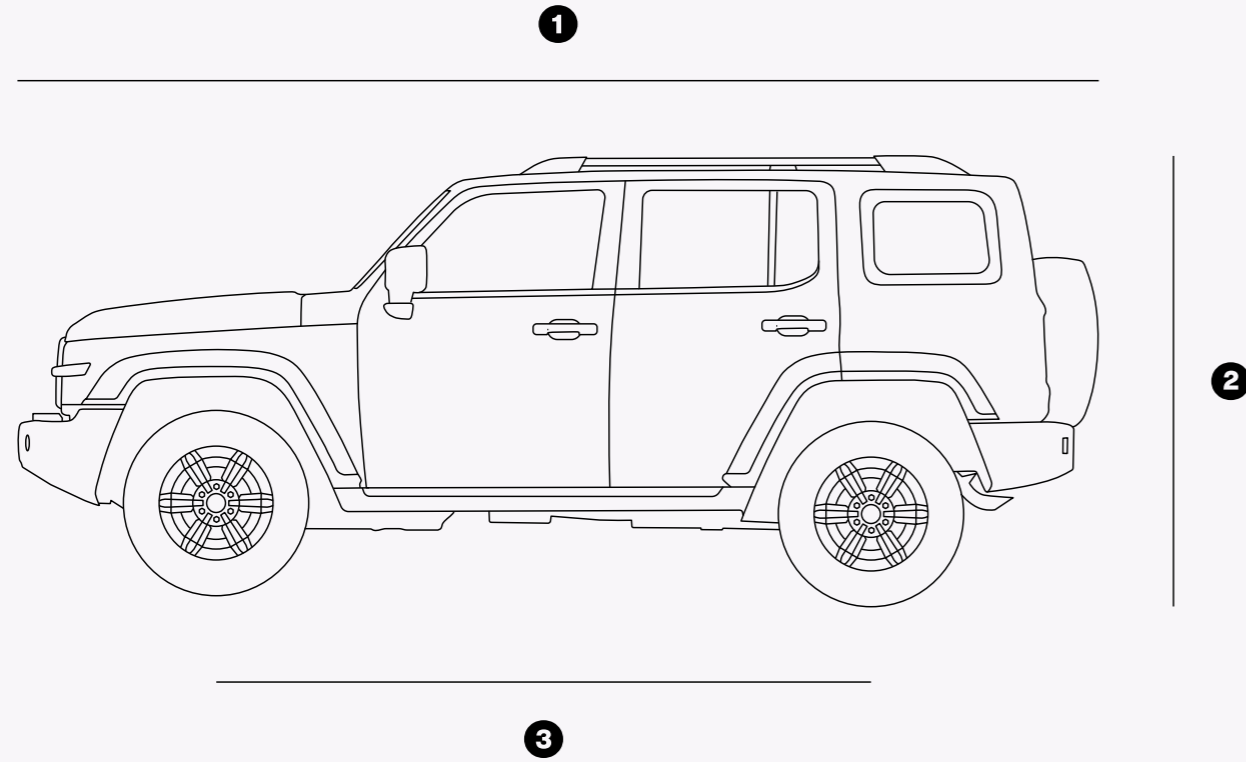


*Premium Colour (+\$595)*

# Colour.



- ① Length: 4760mm
- ② Height: 1903mm
- ③ Wheelbase: 2750mm
- ④ Width: 1930mm



# Dimensions.

\*Tank 300 Lux dimensions shown



		Lux Petrol	Lux Hybrid	Ultra petrol	Ultra Hybrid
<b>Dimensions</b>	Length/Width/Height (mm)	4760 x 1930 x 1903	4760 x 1930 x 1903	4760 x 1930 x 1903	4760 x 1930 x 1903
	Wheelbase (mm)	2750	2750	2750	2750
	Front/rear wheel track (mm)	1608	1608	1608	1608
	Min ground clearance (mm)	224	224	224	224
	Approach/Departure angle	33°/34°	33°/34°	33°/34°	33°/34°
<b>Engine</b>	2.0T Petrol	●		●	
	2.0T Hybrid		●		●
	Displacement (cm <sup>3</sup> )	1967	1998	1967	1998
	Max power (kW@rpm)	162 @ 5500	Electric motor 78kW; Petrol engine 180 @ 5500-6000; Combined 255kW;	162 @ 5500	Electric motor 78kW; Petrol engine 180 @ 5500-6000; Combined 255kW;
	Max torque (Nm@rpm)	380 @ 1800 - 3600	Electric motor 268Nm; Petrol engine 380 @ 1700-4000; Combined 648Nm;	380 @ 1800 - 3600	Electric motor 268Nm; Petrol engine 380 @ 1700-4000; Combined 648Nm;
	Compression ratio	9.6 : 1	11.0 : 1	9.6 : 1	11.0 : 1
	Fuel economy (L/100km) combined <sup>2</sup>	9.5	8.4	9.5	8.4
	Recommended fuel octane rating	91	91	91	91
<b>Transmission</b>	8-Speed Automatic Transmission (8AT)	●		●	
	9-Speed Hybrid Automatic Transmission (9HAT)		●		●
	Driveline	4WD	4WD	4WD	4WD
	Gear ratios	1st 5.000 2nd 3.200 3rd 2.143 4th 1.720 5th 1.314 6th 1.000 7th 0.822 8th 0.640 Reverse 3.456	1st 5.288 2nd 3.243 3rd 2.252 4th 1.636 5th 1.211 6th 1.000 7th 0.867 8th 0.717 9th 0.598 Reverse 4.648	1st 5.000 2nd 3.200 3rd 2.143 4th 1.720 5th 1.314 6th 1.000 7th 0.822 8th 0.640 Reverse 3.456	1st 5.288 2nd 3.243 3rd 2.252 4th 1.636 5th 1.211 6th 1.000 7th 0.867 8th 0.717 9th 0.598 Reverse 4.648
<b>Wheels</b>	Size	265/65 17" Black Alloy Wheel	265/65 17" Black Alloy Wheel	265/60 18" Chrome Alloy Wheel	265/60 18" Chrome Alloy Wheel
	Spare wheel	Spare Tyre 265/65R17	Spare Tyre 265/65R17	Spare Tyre 265/60R18	Spare Tyre 265/60R18
<b>Brakes</b>	Front and rear	Front: Vented Disc brake / Rear: Vented Disc brake			
	Electronic park brake with Auto hold	●	●	●	●
<b>Suspension</b>	Suspension	Front: Double Wishbone / Rear: Multi link non-independent			
<b>Weights and capacities</b>	Towing capacity <sup>3</sup> – with trailer brakes	2,500	2,500	2,500	2,500
	Towing capacity <sup>3</sup> – without trailer brakes	750	750	750	750
	Kerb weight <sup>1</sup> (kg)	2,155	2,305	2,155	2,305
	Gross Vehicle Mass <sup>2</sup> (kg)	2,552	2,725	2,552	2,725
	Seating capacity	5	5	5	5
	Fuel tank capacity (L)	75	75	75	75
<b>Chassis &amp; Steering</b>	Electric Power Steering (EPS)	●	●	●	●
	Steering Wheel Adjustment (4-Directions)	●	●	●	●
	Speed Sensing Steering	●	●	●	●
	Steering Mode Adjustment (Sport/Comfort/Light)	●	●	●	●
	Turning circle – kerb to kerb (m)	12.0	12.0	12.0	12.0
	Front Differential Lock (Electric)			●	●
	Rear Differential Lock (Electric)	●	●	●	●

# Specifications.

		Lux Petrol	Lux Hybrid	Ultra petrol	Ultra Hybrid
<b>Chassis &amp; Steering Continued</b>	Intelligent Start Stop	●	●	●	●
	All-Terrain Mode Selection	●	●	●	●
	Crawl Control (CCO)	●	●	●	●
	Turning Assist	●	●	●	●
	Transparent Chassis Function	●	●	●	●
<b>Exterior</b>	Manual Tailgate	●	●	●	●
	Side Step	●	●	●	●
	Automatic Windscreen Wipers	●	●	●	●
	Rear Windscreen Wiper	●	●	●	●
	Roof Rails	●	●	●	●
	Sunroof	●	●	●	●
	Shark Fin Aerial	●	●	●	●
	Trailer Power Outlet	●	●	●	●
	Chassis Guard Board (2-piece)	●	●		
	Chassis Guard Board (3-piece)			●	●
<b>Interior</b>	Sunglass Holder	●	●	●	●
	Microfibre Faux Leather Steering Wheel	●	●	●	●
	Heated Steering Wheel			●	●
	Paddle Shifter	●	●	●	●
	Wireless Charging			●	●
	Front 12V Power	●	●	●	●
	Luggage Cabin 12V Power Outlet	●	●	●	●
	Luggage net hooks	●	●	●	●
<b>Seats</b>	Faux Leather Seats	●	●		
	Faux Nappa Leather Accented Seat			●	●
	Heated Front Seat			●	●
	Front Seat Cooling			●	●
	Driver Seat Memory				●
	Driver Seat Massage			●	●
	8-Way Power Driver Seat Adjustment			●	●
	6-Way Power Driver Seat Adjustment	●	●		
	4-Way Power Driver Seat lumbar Support Adjustment			●	●
	4-Way Power Front Passenger Seat Adjustment	●	●	●	●
Rear Seatback Adjustment	●	●	●	●	
60/40 Split Rear Seat	●	●	●	●	
Folding Rear Seat Centre Armrest	●	●	●	●	
<b>Entertainment</b>	12.3 inch Full Colour Instrument Cluster	●	●	●	●
	Radio FM / AM	●	●	●	●
	Digital Radio DAB+		●		●
	Bluetooth Hands Free Link System	●	●	●	●
	12.3 inch Full Colour Touch Screen Infotainment System	●	●	●	●
	Front USB with Charge & Data Transmission	●	●	●	●

		Lux Petrol	Lux Hybrid	Ultra petrol	Ultra Hybrid
<b>Entertainment</b>	Rear USB with Charge	●	●	●	●
	9 Speakers	●	●		
	9 speakers Infinity@			●	●
	Apple CarPlay™ + Android Auto	●	●	●	●
	Wireless CarPlay				●
<b>Security</b>	Keyless Entry	●	●	●	●
	One Button Start	●	●	●	●
	2 Smart Keys	●	●	●	●
	Engine Immobiliser	●	●	●	●
	Remote Central Locking	●	●	●	●
	Automatic Locking Return Function	●	●	●	●
	Speed Sensing Central Locking (15KM/H)	●	●	●	●
	Door Ajar Warning System	●	●	●	●
<b>Glass</b>	Privacy Glass	●	●	●	●
	Front Power Window	●	●	●	●
	Rear Power Window	●	●	●	●
	Four Door Window Auto Up/Down With Safety Function		●		●
	Driver Door Window Auto Up/Down With Safety Function	●		●	
	Auto Fold/Heated/Electric Adjustment Power External Mirror With Indicator	●	●	●	●
	External Mirror Memory				●
	Front Sunvisor with mirror and lamp	●	●	●	●
	Auto-dimming Rear View Mirror			●	●
	Rear Windshield Defrosting	●	●	●	●
<b>Safety</b>	Type Pressure Monitor System (TPMS)	●	●	●	●
	Driver & Front Passenger SRS Airbags	●	●	●	●
	Front Side SRS Airbags	●	●	●	●
	Curtain SRS Airbags	●	●	●	●
	Front Middle SRS Airbag	●	●	●	●
	Seatbelt warning (All Seats)	●	●	●	●
	Front Seatbelt Pre-tensioners With Load Limiters	●	●	●	●
	Rear Seatbelt Pre-tensioners With Load Limiters (outer seats)	●	●	●	●
	Rear Row Children Monitor		●		●
	ISOFIX Child Restraint Anchorage Points (Outer Rear Seats)	●	●	●	●
	Child-proof Rear Door Locks	●	●	●	●
	Electronic Vehicle Control	●	●	●	●

# Specifications.

		Lux Petrol	Lux Hybrid	Ultra petrol	Ultra Hybrid	
<b>Safety Continued</b>	Brake Assist	●	●	●	●	
	Hill Start Assist	●	●	●	●	
	Hill Descent Control	●	●	●	●	
	Adaptive Cruise Control (ACC)	●	●	●	●	
	Auto Emergency Brake (AEB)	●	●	●	●	
	Front Collision Warning (FCW)	●	●	●	●	
	Lane Departure Warning (LDW)	●	●	●	●	
	Lane Keeping Assist (LKA)	●	●	●	●	
	Lane Central Keeping (LCK)	●	●	●	●	
	Traffic Sign Recognition (TSR)	●	●	●	●	
	Emergency Lane Keeping (ELK)	●	●	●	●	
	Door Open Warning (DOW)	●	●	●	●	
	Rear Collision Warning (RCW)	●	●	●	●	
	Lane Change Assist (LCA)	●	●	●	●	
	Rear Cross Traffic Alert (With Brake)	●	●	●	●	
	Front Cross Traffic Alert (With Brake)		●		●	
	High Way Assist (HWA)		●		●	
	Reverse Assist				●	
	Auto Parking Assist				●	
	360°View Monitor	●	●	●	●	
	Front Parking Assist (4 Sensors)	●	●	●		
	Rear Parking Assist (4 Sensors)	●	●	●		
	Front Parking Assist (6 Sensors)				●	
	Rear Parking Assist (6 Sensors)				●	
	Speed Warning Adjustment	●	●	●	●	
	<b>Lighting</b>	LED Headlights	●	●	●	●
		LED Taillights	●	●	●	●
Auto low beam		●	●	●	●	
Auto High Beam		●	●	●	●	
Front Fog lamp		●	●	●	●	
Rear Fog lamp		●	●	●	●	
DRL (Daytime Running Light)		●	●	●	●	
High-Mounted Stop lamp		●	●	●	●	
Turning Assist Lamp		●	●	●	●	
Headlight "Follow me home" Function		●	●	●	●	
Height Adjustment Headlights		●	●	●	●	
Ambient Lighting (7 Colour)		●	●			
Ambient Lighting (64 Colour)				●	●	
Reading lamp				●	●	
Luggage Room Lamp		●	●	●	●	
Ceiling lamp	●	●	●	●		



		Lux Petrol	Lux Hybrid	Ultra petrol	Ultra Hybrid
Air conditioning	Automatic Air Conditioning	●	●	●	●
	Air Outlet to Second Row	●	●	●	●



Overseas model shown.

# Specifications.



**For more information visit [gwmanz.com/au](http://gwmanz.com/au)**

GWM Australia reserve the right to alter vehicle specifications and equipment levels without notice. Some equipment featured on vehicles in this brochure may not be available or may be optional. To the extent permitted by law, GWM Australia shall not be liable to any person as a result of reliance on the content of the brochure. Always check with your local GWM Dealer for the latest product specifications.

Information in this brochure is current as at 10/05/2023.

Edition Code: GWMA 10-05-2023.

Copyright © GWMA. All rights reserved.